



St. Luke's Prestonville

64 Old Shoreham Road, Brighton, BN1 5DD
01273 557772 info@stlukesonline.co.uk

Encounter – May 13th 2020

This week's weather is **cloudy and windy**

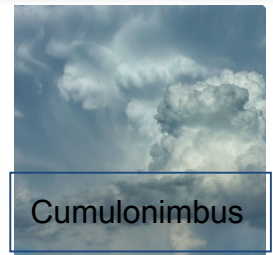
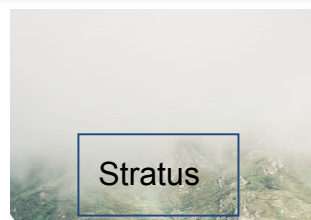

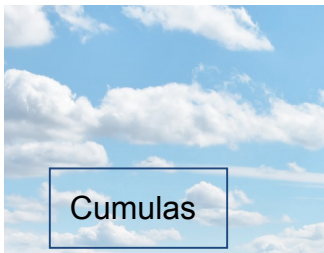
When you go on your daily exercise walk, take time to look up at the sky and see the clouds. The clouds make different shapes.



Do you know the names of some of the cloud shapes? Could you make a cloud identifier? There are some pictures below of different types of clouds and their names. Cut them out and stick on card* like the boy in the picture. Or, perhaps you could take photos of the clouds you see and try and make your own version.

(Top tip – the card could be a recycled greetings card with a lolly stick to hold)

<https://innerchildfun.com/2011/10/nature-crafts-and-activities-for-kids-you-will-want-to-do-right-now.html>



There are lots of ideas at the link below for making wind chimes. See what you can find at home that will make a noise when the wind blows it. Find some wool or ribbon or string to attach to keys or bottle tops or tin cans or sticks that you could paint. There maybe things you could use in the recycling box. Hang it from a window, or tree branch and hear the 'singing' it makes.

<http://www.playideas.com/25-easy-breezy-wind-chime-crafts-for-kids/>



You can make cloud pictures using wax crayon or candles. Use the wax to draw your design on white paper. Then brush **blue** or **grey** water-colour paint across. The paint won't stick to the wax and will reveal your cloud design.



(Top tip - old birthday candles work well)

Link for ideas here:-

<http://www.primarythemepark.com/2016/03/cloud-activities-for-kids/>



Have
windy
and
cloudy
fun!



Here are some cloud designs that you can cut out and add to your cloud craft or write in. Can you make different cloud designs?

