




Encounter Craft – 2nd September
This week – It's Raining Cats and Dogs!

Our favourite pets are great subjects – from the elegant shape of a stretching cat to the shaggy cuteness of a huge, hairy dog!

Button Black Cat





This is such a striking image! The cat has been collaged using buttons of all different sizes and designs. It is even more effective because the black is such a contrast to the white background. Keep the design and shape of the cat simple so the variety of the buttons can shine out. Notice this one has no eyes – they're not needed! An oval black frame and grey collar on the cat add to the contrast.



This sweet little Dalmatian pup is also made using the contrast of black and white. This time the body is made up of newspaper collage, and the spots, ears, eyes and nose have been made using cut out black paper. Again, keep the shape of the dog simple to make the contrast stand out.

Paper Puppy









Paper Portraits



Here is another way of using newspaper for collage. This time the dogs and cat are face-on for some very sweet portraits! Remember, the main thing is to give them some character, so don't worry too much about it being accurate! There is a



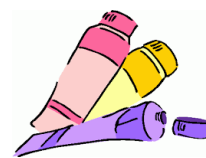
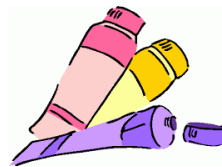
dog and cat face template with these sheets if you would like a guide to start with.



Folk Art Cat



This handsome chap is great fun to do as he has so many patterns, swirls and colours on him! There are no rules apart from that! Paint using thick paint onto black paper. You can also achieve a similar effect by scratching away the surface on a scratchboard to reveal colours underneath - you can buy these in craft shops.



HAVE FUN!!



St. Luke's Prestonville

64 Old Shoreham Road, Brighton, BN1 5DD

01273 557772 info@stlukesonline.co.uk

