



St. Luke's Prestonville


64 Old Shoreham Road, Brighton, BN1 5DD

01273 557772 info@stlukesonline.co.uk


Encounter Crafts This Week – Thumbprint Painting

There are so many ways you can use **thumbprints** as the starting point for art. Just dip the pad of your thumb into your chosen colour paint and press down gently onto your paper. Let it dry and then use felt tips or other fine pens to add details. Be as imaginative as you want! Here are some examples...

Animals



Flowers





St. Luke's Prestonville

64 Old Shoreham Road, Brighton, BN1 5DD

01273 557772 info@stlukesonline.co.uk

You could make **a tree** with thumbprints. They can represent leaves or some of the beautiful spring blossom around at the moment. You could even get everyone in the family to add their thumbprints to make a unique sort of **family tree!** There is a bare tree template on the final sheet you could use. Print it out, cut it out and stick it onto a larger sheet of paper, or draw around it. You could also draw your own design.




HAVE FUN!!



St. Luke's Prestonville

64 Old Shoreham Road, Brighton, BN1 5DD

01273 557772 info@stlukesonline.co.uk



Registered Charity number 1133866