



Oasis Craft – 24th September This week – Autumn Is In The Air!

The beautiful colours of autumn offer all sorts of possibilities for our art and craft work!


Cork Printing



Paint or cut out a tree trunk with simple branches (there is a template with these sheets). Then prepare a plate or tray with four colours of paint – brown, yellow, red and orange. Use a separate cork for each colour and then let your little one free to stamp away making beautiful autumn-coloured leaves. You could use the opportunity to talk about why leaves are starting to fall from the trees, too!



This combines two delights of autumn – apple crops and the stunning colours of the leaves. Simply cut an apple in half and use the two halves to print!



Apple Printing






St. Luke's Prestonville

64 Old Shoreham Road, Brighton, BN1 5DD
01273 557772 info@stlukesonline.co.uk



Puzzle Piece Leaves



This is so original! Use up old jigsaw puzzles which have lost pieces. Paint the backs of them in lovely autumn colours and allow to dry completely. Make the tree trunk and branches by scrunching up a brown paper bag or brown paper and sticking it onto a sheet of card. Then have fun with your child sticking them randomly onto the branches – and don't forget some falling leaves and maybe a few on the ground, too!



Toilet Roll Leaves

This is a simple way to make more structured leaf shapes. Cut a toilet roll in half and flatten gently. When it springs open again it should be in the perfect shape for printing leaves with!



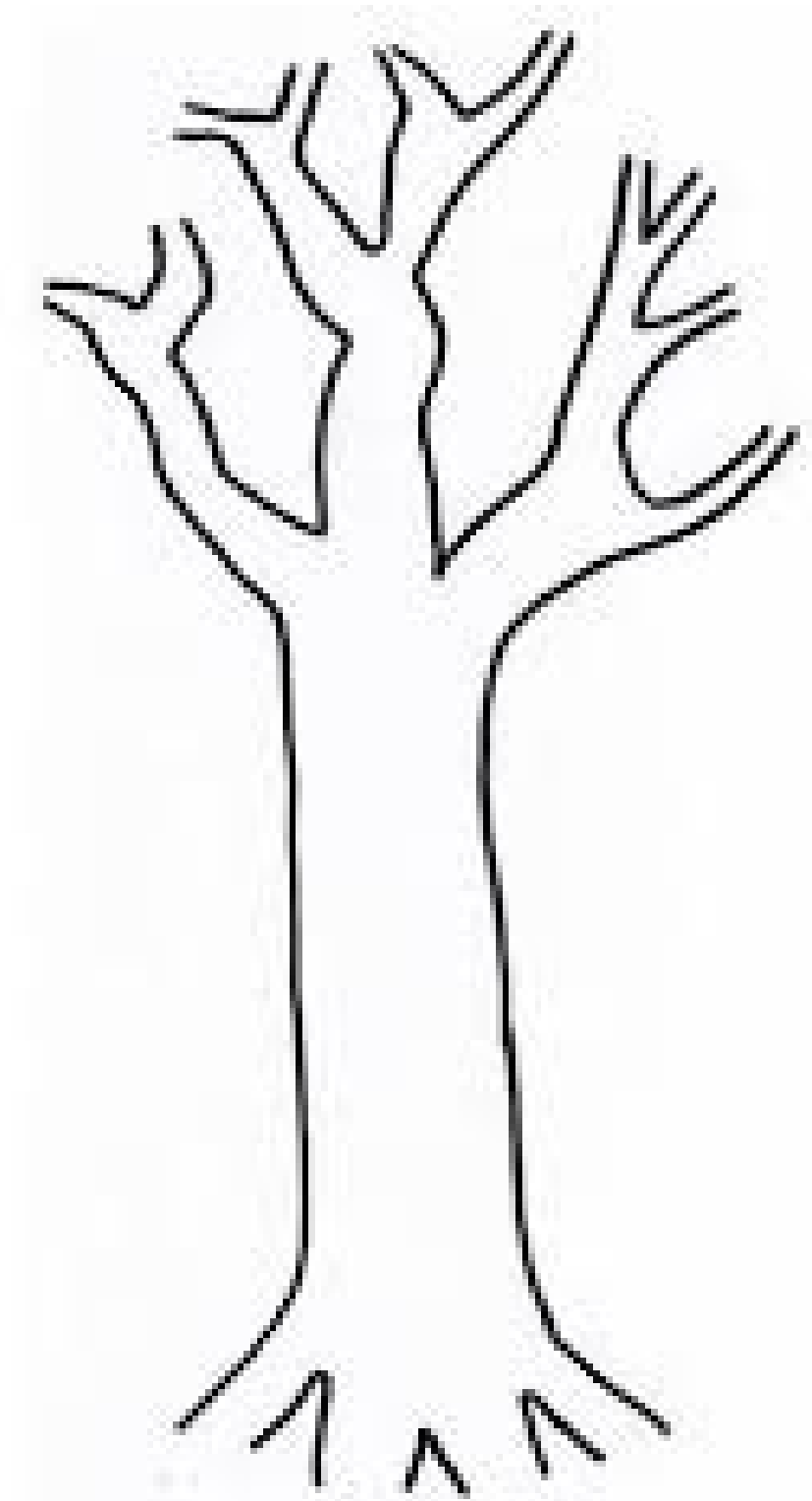
HAVE FUN!!



St. Luke's Prestonville

64 Old Shoreham Road, Brighton, BN1 5DD

01273 557772 info@stlukesonline.co.uk



Registered Charity number 1133866